

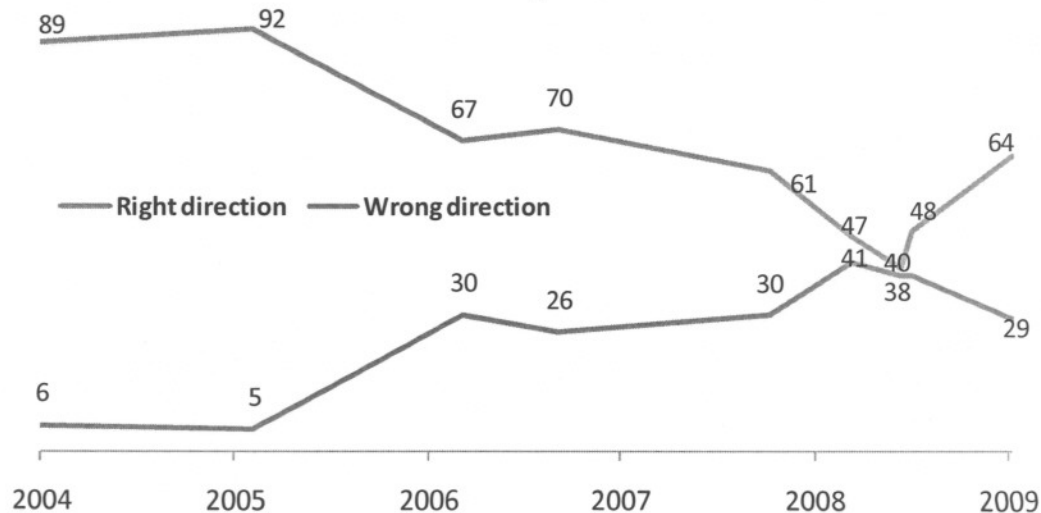
## US State Department Survey Methodology

- 4,005 adult Afghans from across the nation / June 4-15, 2009
- Representative of total adult population (18+)
  - Age, gender (52% male), ethnicity (42% Pashtun, 37% Tajik, 8% Uzbek, 8% Hazara, 5% Other), province, rural (78%) proportionally represented
- Multi-stage stratification selection of settlements based on probability proportionate to size (PPS)
  - Stratified by province, urban/rural, male/female, districts as PSUs
- Random household selection (3<sup>rd</sup> street, n<sup>th</sup> house)
- Kish grid respondent selection – no substitution allowed
- ±3% Margin of error
- Fieldwork by local contractors
  - Questions/translations designed and checked by the US State Department

## General Views

### Afghan Mood Improves Slightly in Runup to Vote

Q. On the whole, are things in our country going in the right direction or the wrong direction?

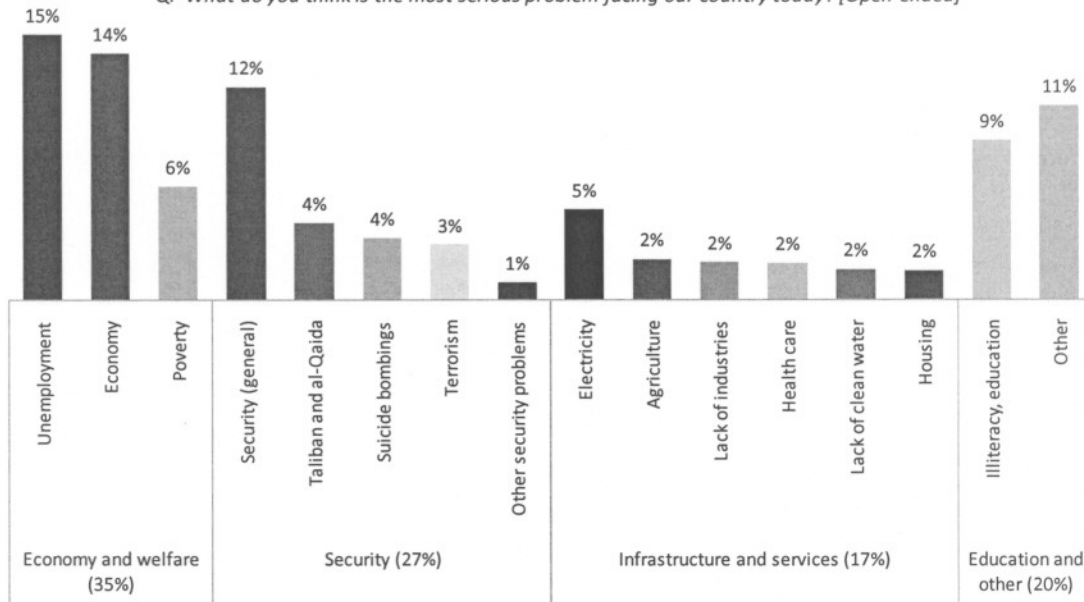


Source: Nationwide surveys in Afghanistan, 2004-2009.

# Afghans' Top Concerns

## Unemployment, Economy, Security and Education are Top Issues (%)

Q. What do you think is the most serious problem facing our country today? [Open-ended]

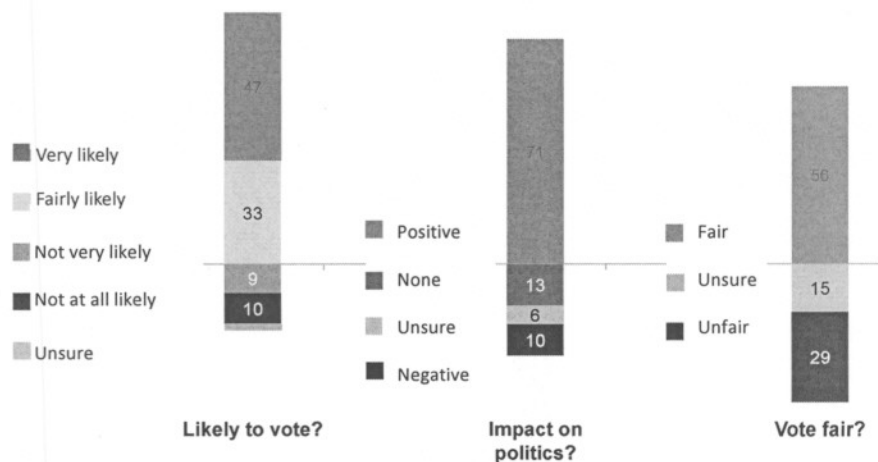


Source: Nationwide survey in Afghanistan, June 2009.

# Views on the Election

## Many Likely to Vote, Half "Very Likely"; Majority Expect Positive Impact, Over Half Expect a Fair Vote

Q. How likely are you to vote in the upcoming election? Very, somewhat, not very or not at all likely? Q. Do you think the upcoming election will have a positive, negative or no impact on politics in our country? Q. Do you think the upcoming vote will be mostly fair or mostly unfair?

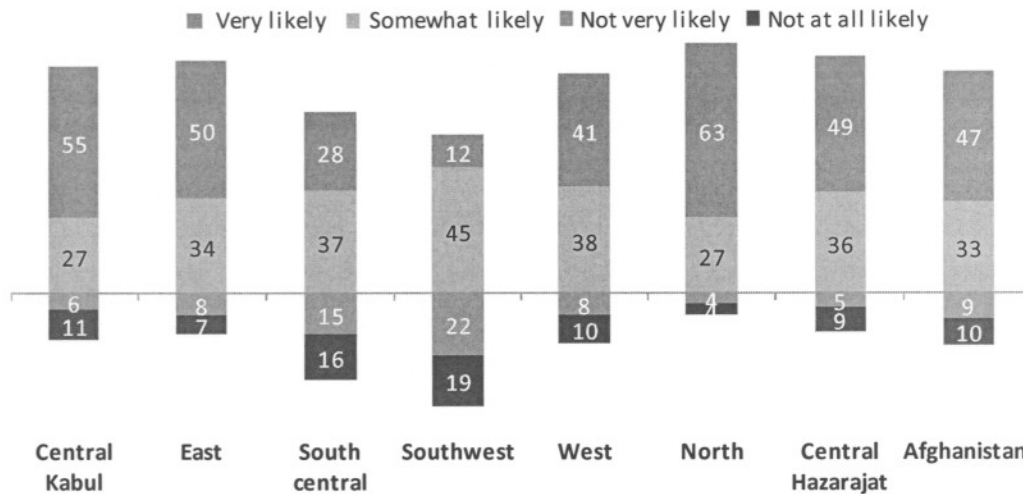


Source: Nationwide survey in Afghanistan, June 2009.

## Afghans in South Central and Southwest Less Likely to Vote

### "Very Likely" to Vote Tells the Story (%)

Q. How likely are you to vote in the upcoming election?

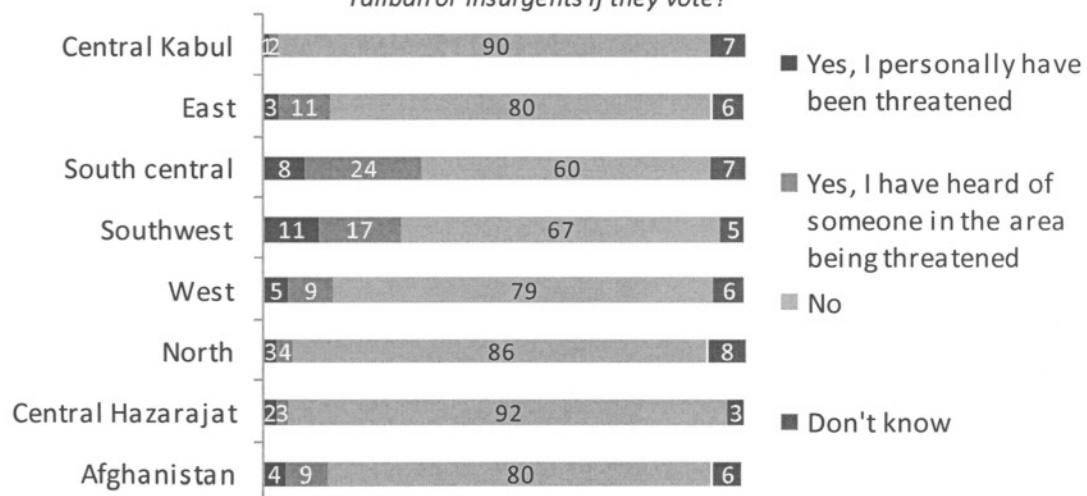


Source: Nationwide survey in Afghanistan, June 2009.


## Threatened to Not Vote?

### Threats Most Acute in South Central and Southwest (%)

Q. Have you heard of anybody in the area or have you personally been threatened by Taliban or insurgents if they vote?



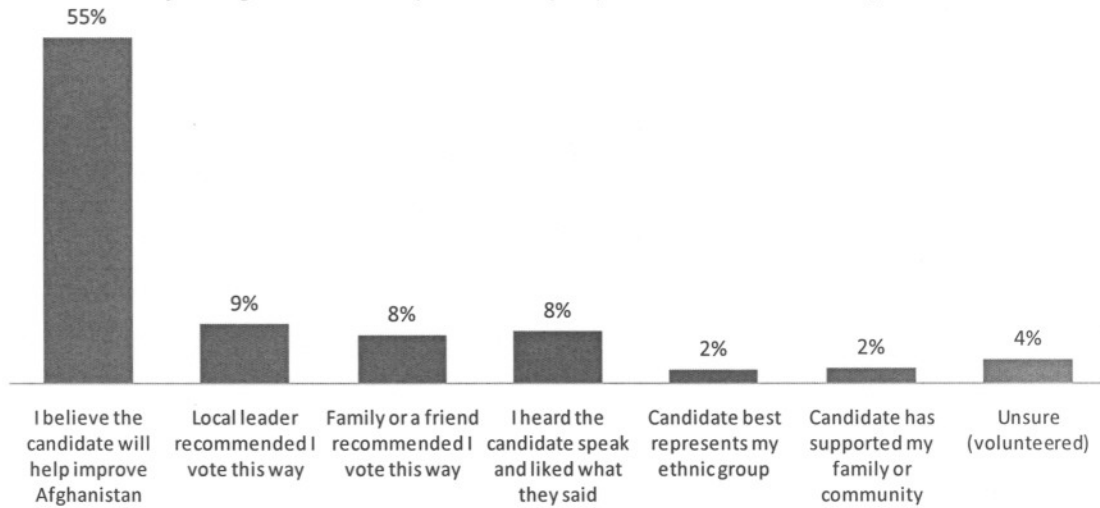
Source: Nationwide survey in Afghanistan, June 2009.



## Why Afghans Vote

### Afghans Say They Will Vote for the Candidate Who Will Improve Afghanistan

Q. People are influenced by many things when they make decisions about who to vote for. Which of the following is the main reason you would vote for a particular candidate to become president?



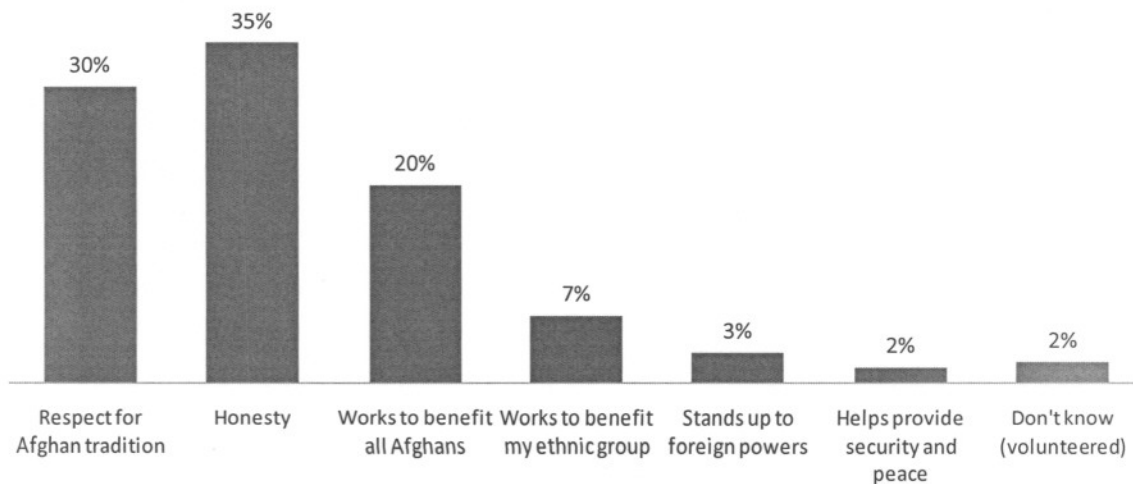
Source: Nationwide survey in Afghanistan, June 2009.



## Why Afghans Vote

### Afghans Looking for Honesty and Respect for Tradition in a President

Q. Which one of the following is the most important quality you want to see in the next president of our country?



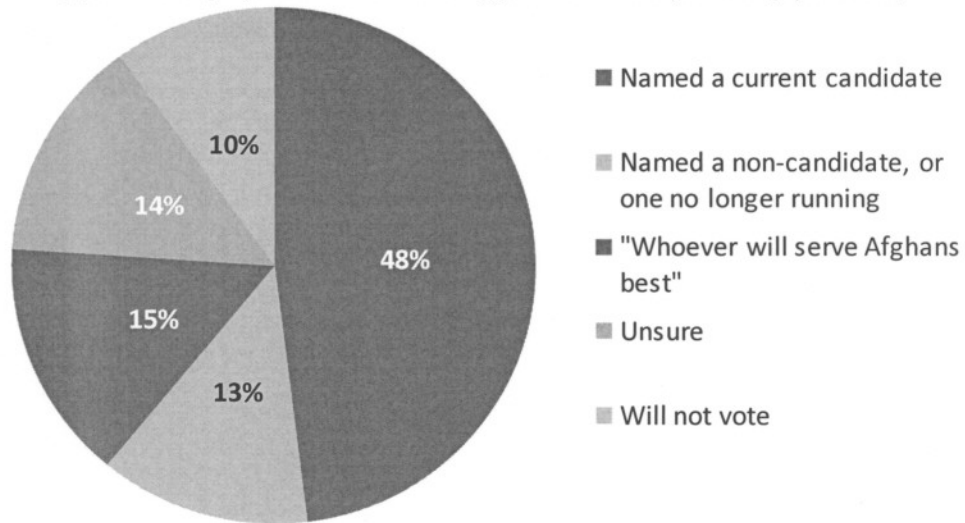
Source: Nationwide survey in Afghanistan, June 2009.



# Support for Current Candidates

## Half Name a Current Candidate

Q. If an election for president was held today, for whom would you vote? [Open-ended]



Source: Nationwide survey in Afghanistan, June 2009.